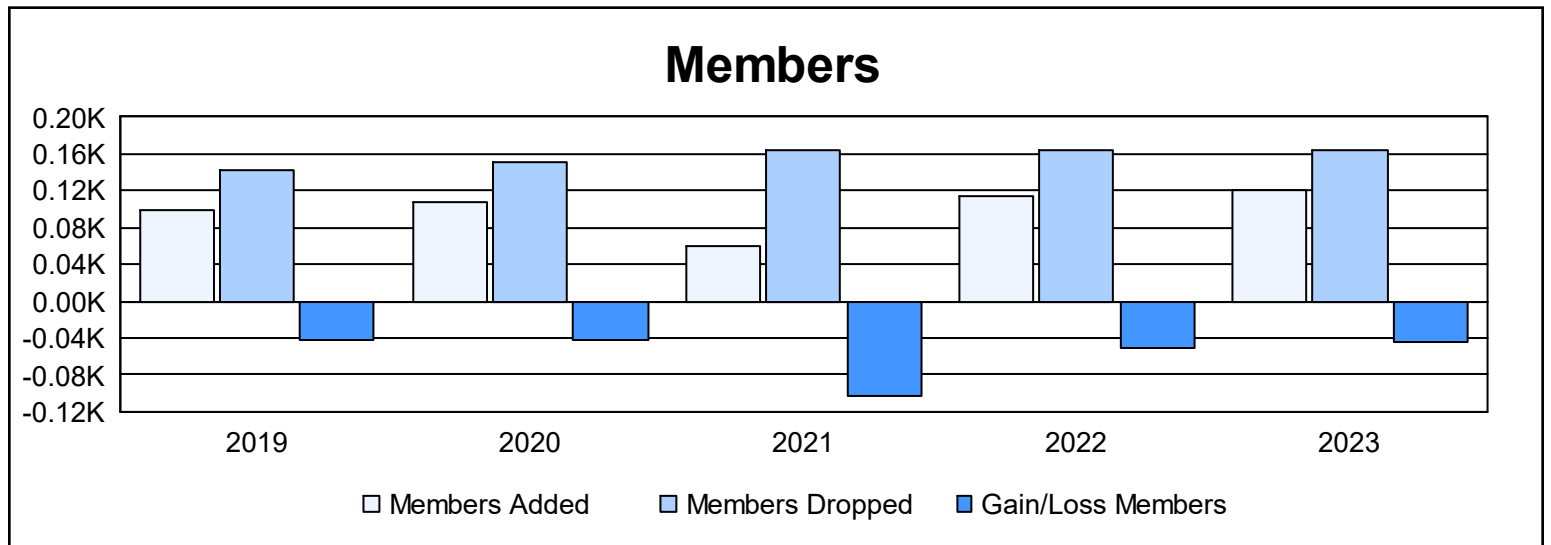
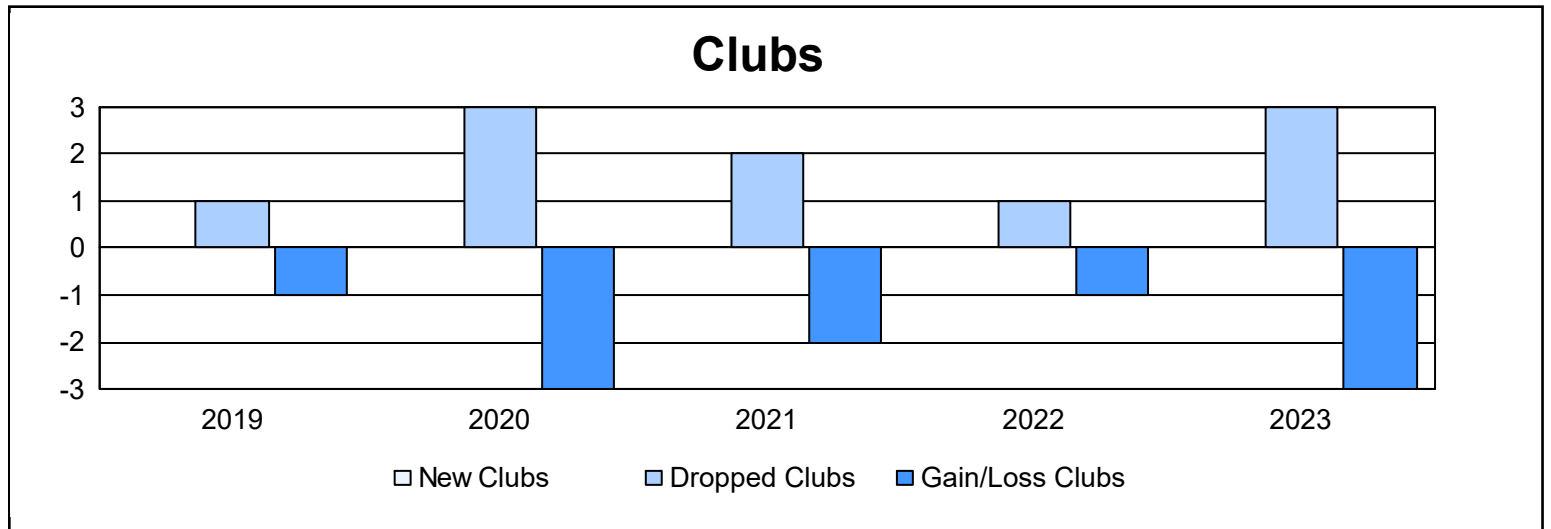
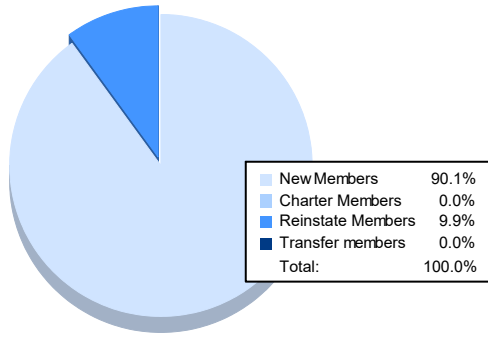


| Year           | New Clubs | Dropped Clubs | Gain/ Loss Clubs | New Members | Charter Members | Reinstate Members | Transfer Members | Total Member Added | Total Members Dropped | Gain/ Loss Members |
|----------------|-----------|---------------|------------------|-------------|-----------------|-------------------|------------------|--------------------|-----------------------|--------------------|
| 2018-2019      | 0         | 1             | -1               | 84          | 1               | 3                 | 11               | 99                 | 142                   | -43                |
| 2019-2020      | 0         | 3             | -3               | 82          | 1               | 10                | 15               | 108                | 150                   | -42                |
| 2020-2021      | 0         | 2             | -2               | 49          | 0               | 3                 | 8                | 60                 | 164                   | -104               |
| 2021-2022      | 0         | 1             | -1               | 89          | 2               | 7                 | 16               | 114                | 165                   | -51                |
| 2022-2023      | 0         | 3             | -3               | 109         | 0               | 12                | 0                | 121                | 165                   | -44                |
| <b>Average</b> | <b>0</b>  | <b>2</b>      | <b>-2</b>        | <b>83</b>   | <b>1</b>        | <b>7</b>          | <b>10</b>        | <b>100</b>         | <b>157</b>            | <b>-57</b>         |



### Membership Composition June 2023 Cumulative



### Gender Composition June 2023 Cumulative

